

## ACCOMMODATIONS SYMBOL LEGEND

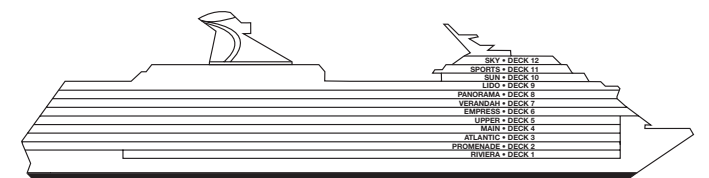
- ★ 2 Twin Beds (convert to King) and Single Sofa Bed
- 2 Twin Beds (convert to King) and 1 Upper Pullman
- ⦿ 2 Twin Beds (convert to King) and 2 Upper Pullmans
- 2 Twin Beds (convert to King), Single Sofa Bed and 1 Upper Pullman
- † 2 Twin Beds (convert to King) and Double Sofa Bed

- △ Connecting staterooms (ideal for families and groups of friends)
- U Unisex Wheelchair Accessible Restroom

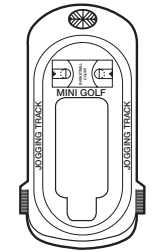
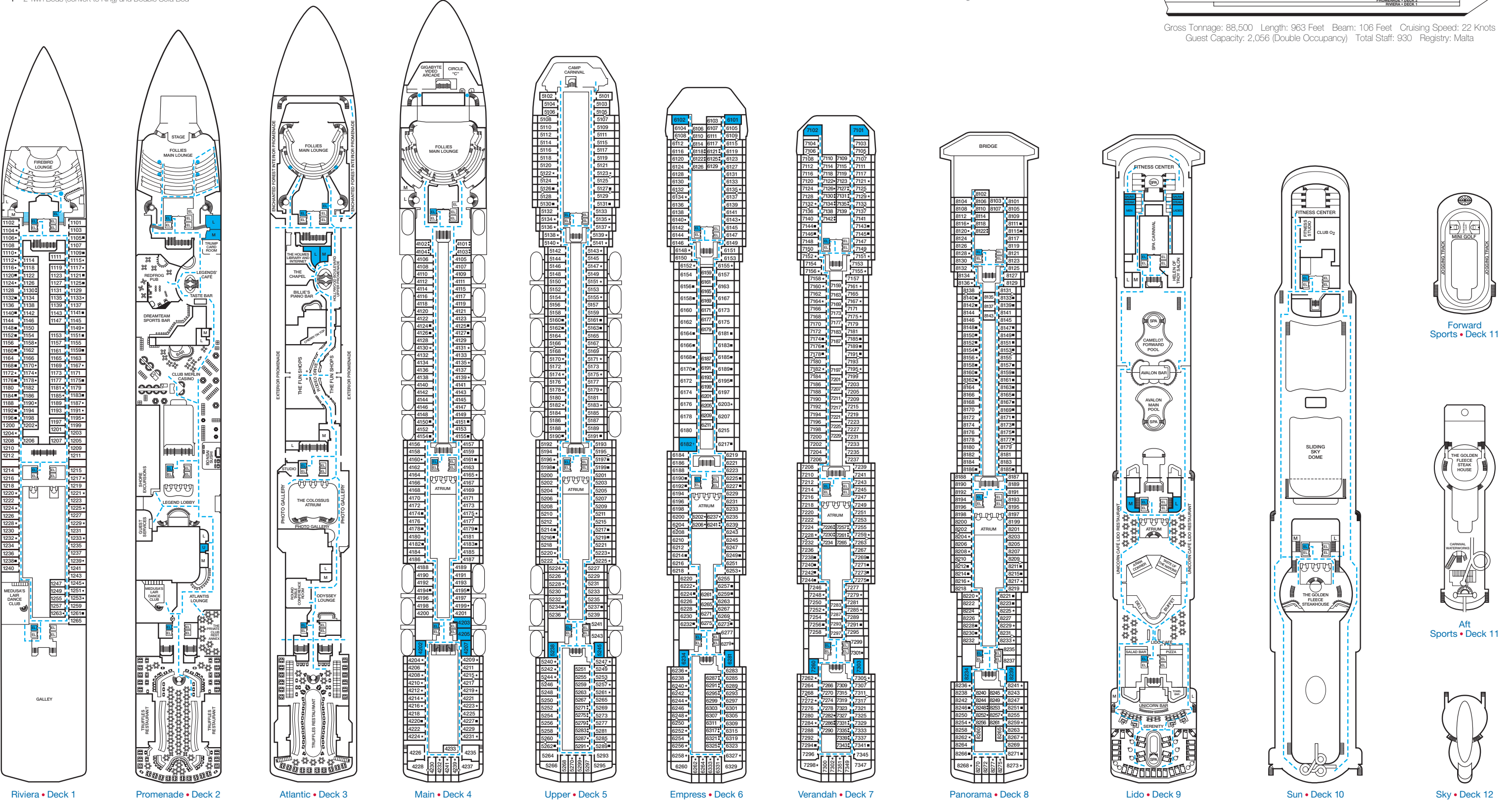
- Accessible Routes including Ramps
- Modified Staterooms, Restrooms, Elevators, Lifts and other Accessible Areas
- ⊘ All accommodations are non-smoking.

## DECK PLANS

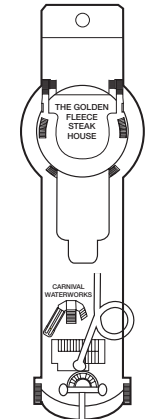
Please contact Guest Access Services for specific ship accessibility features. You may also visit [carnival.com/GuestAccessServices](http://carnival.com/GuestAccessServices) for additional information.



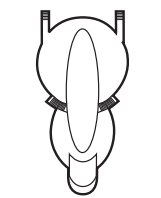
Gross Tonnage: 88,500 Length: 963 Feet Beam: 106 Feet Cruising Speed: 22 Knots  
 Guest Capacity: 2,056 (Double Occupancy) Total Staff: 930 Registry: Malta



Forward Sports • Deck 11



Aft Sports • Deck 11



Sky • Deck 12