

# CARNIVAL MIRACLE®

## ACCOMMODATIONS SYMBOL LEGEND

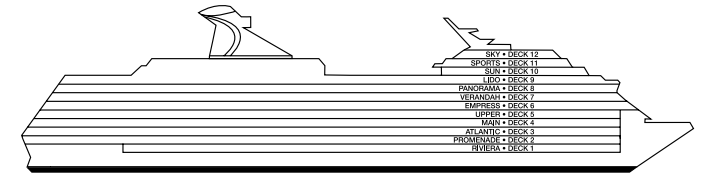
- ★ 2 Twin Beds (convert to King) and Single Sofa Bed
- 2 Twin Beds (convert to King) and 1 Upper Pullman
- 2 Twin Beds (convert to King) and 2 Upper Pullmans
- 2 Twin Beds (convert to King), Single Sofa Bed and 1 Upper Pullman
- † 2 Twin Beds (convert to King) and Double Sofa Bed

- △ Connecting staterooms (ideal for families and groups of friends)
- U Unisex Wheelchair Accessible Restroom
- Ⓜ All accommodations are non-smoking.

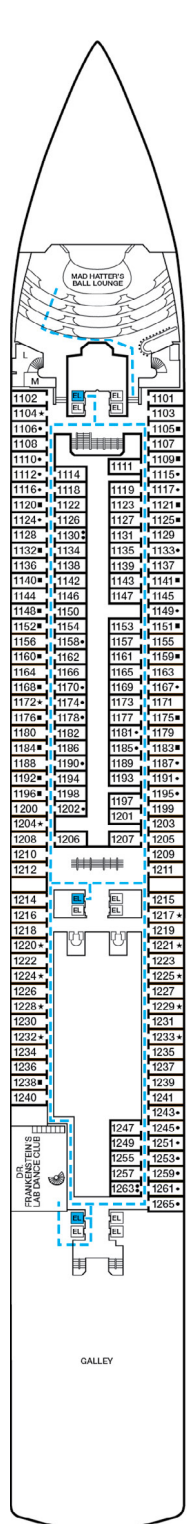
- Accessible Routes including Ramps
- Restrooms, Elevators, Lifts and other Accessible Areas
- Fully Accessible Staterooms (FAC)
- Fully Accessible Staterooms - Single Side Approach (FAC-SSA)
- Ambulatory Accessible Staterooms (AAC)

## DECK PLANS

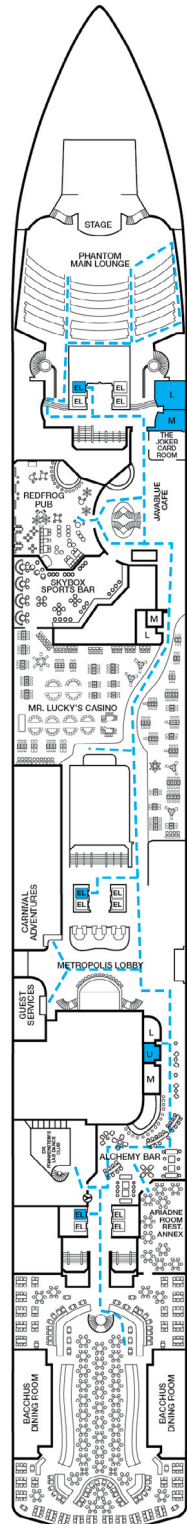
Please contact Guest Access Services for specific ship accessibility features. You may also visit <http://www.carnival.com/about-carnival/special-needs.aspx>



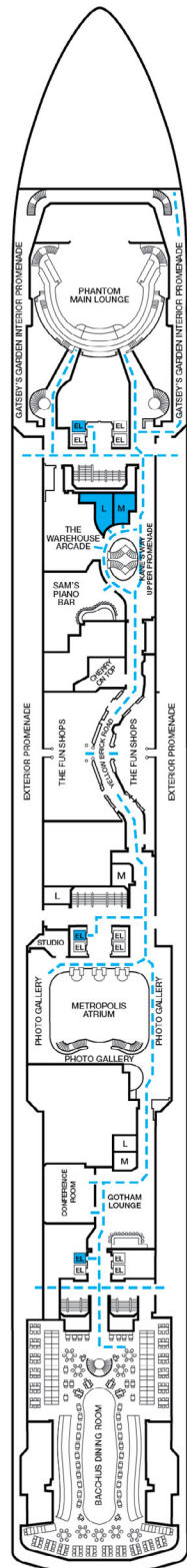
Gross Tonnage: 88,500 Length: 963 Feet Beam: 106 Feet Cruising Speed: 22 Knots  
Guest Capacity: 2,124 (Double Occupancy) Total Staff: 930 Registry: Panama



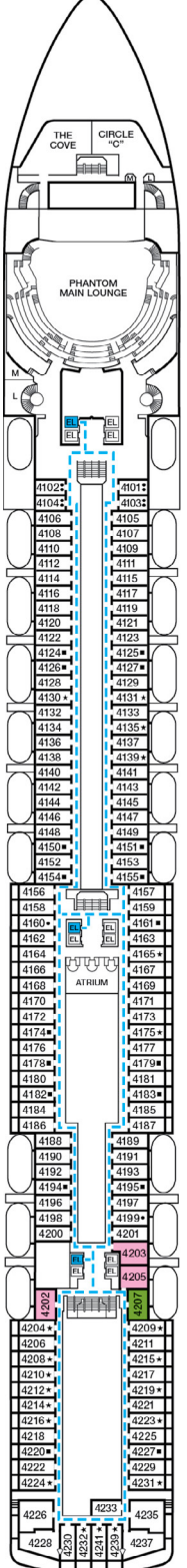
Riviera • Deck 1



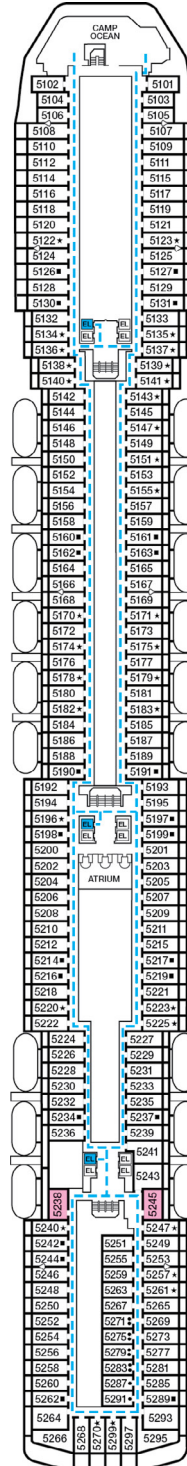
Promenade • Deck 2



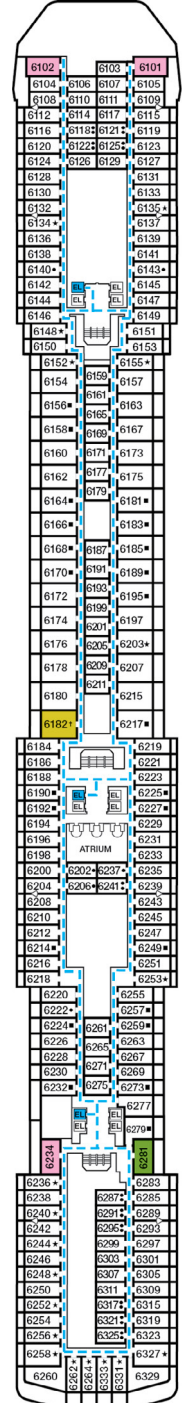
Atlantic • Deck 3



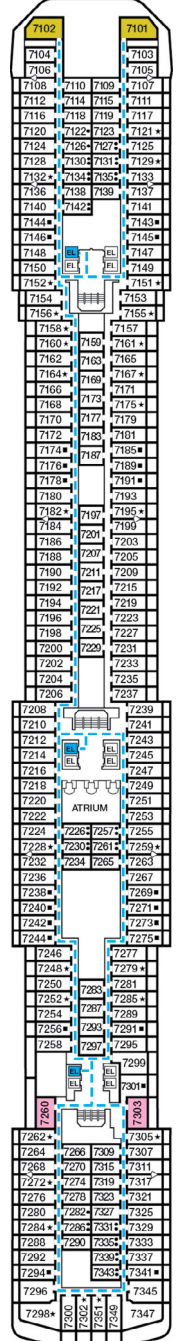
Main • Deck 4



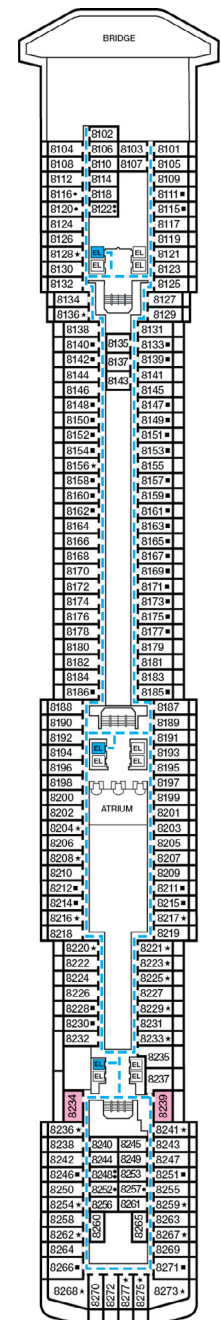
Upper • Deck 5



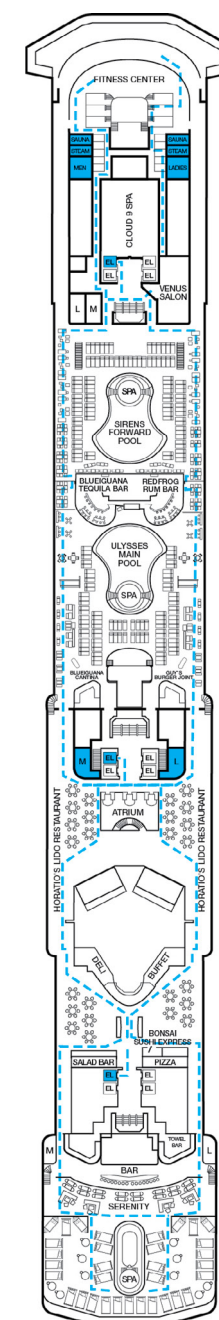
Empress • Deck 6



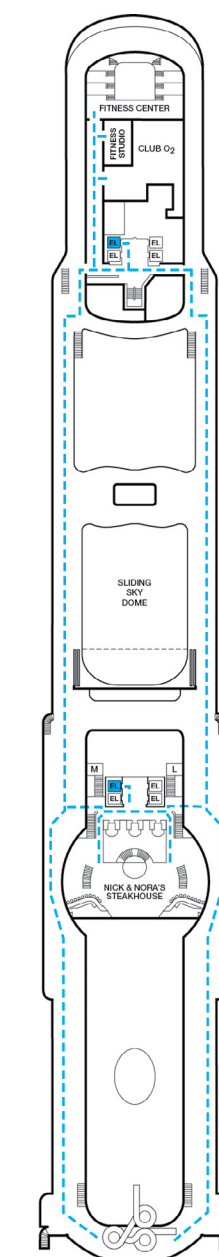
Verandah • Deck 7



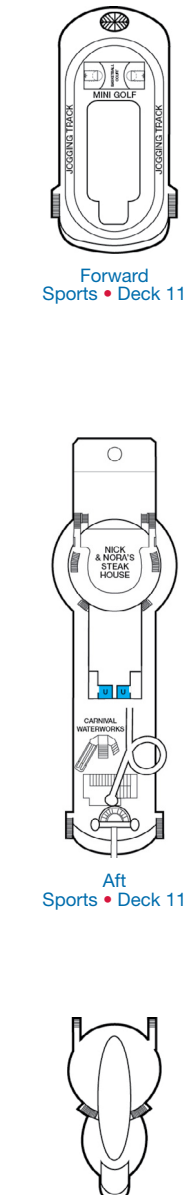
Panorama • Deck 8



Lido • Deck 9



Sun • Deck 10



Sky • Deck 12

Forward Sports • Deck 11

Aft Sports • Deck 11