

CARNIVAL SPIRIT.

ACCOMMODATIONS SYMBOL LEGEND

- ★ 2 Twin Beds (convert to King) and Single Sofa Bed
- 2 Twin Beds (convert to King) and 1 Upper Pullman
- ⋮ 2 Twin Beds (convert to King) and 2 Upper Pullmans
- 2 Twin Beds (convert to King), Single Sofa Bed and 1 Upper Pullman
- † 2 Twin Beds (convert to King) and Double Sofa Bed

- △ Connecting staterooms (ideal for families and groups of friends)
- U Unisex Wheelchair Accessible Restroom
- 🚭 All accommodations are non-smoking.

- Accessible Routes including Ramps
- Restrooms, Elevators, Lifts and other Accessible Areas
- Fully Accessible Staterooms (FAC)
- Fully Accessible Staterooms – Single Side Approach (FAC-SSA)
- Ambulatory Accessible Staterooms (AAC)

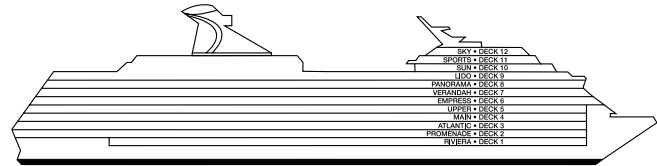
Stateroom features and layouts may vary. Deck plans subject to change.

DECK PLANS

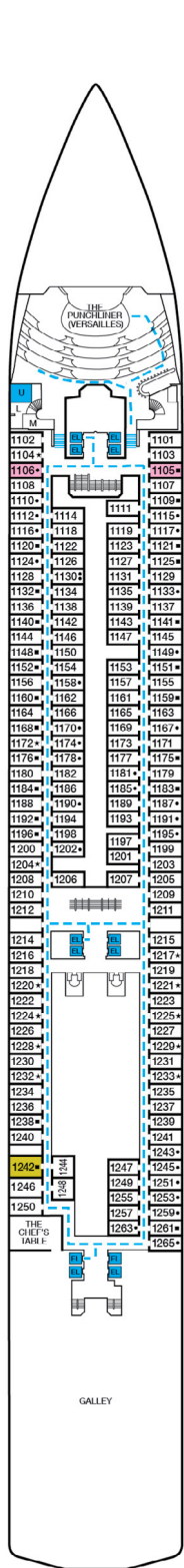
For specific ship accessibility features, please contact:

For US guests: Call Guest Access Services at 1-800-438-6744 ext. 70025, or visit <https://www.carnival.com/about-carnival/special-needs>

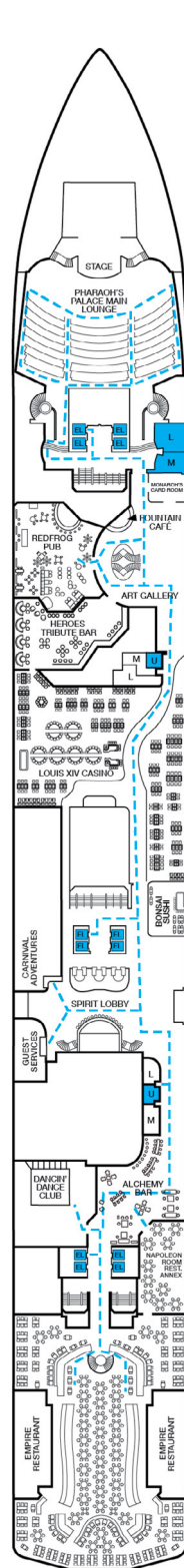
For Australia and New Zealand guests: Call the Carnival Reservations Department, Guest Services: Australia 13 31 94; New Zealand 0800 442 095.



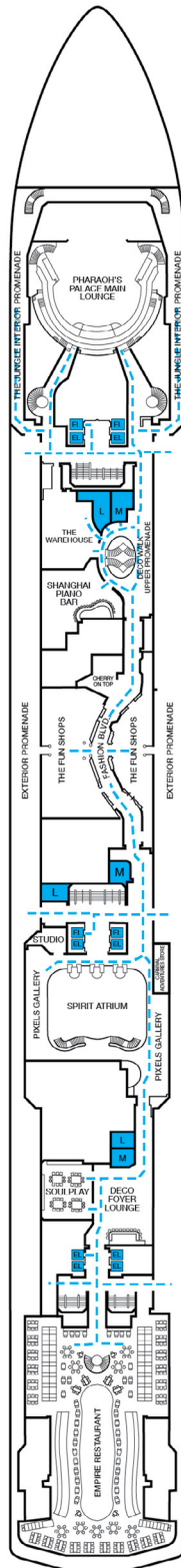
Gross Tonnage: 88,500 Length: 963 feet Beam: 106 feet
Cruising Speed: 22 Knots Guest Capacity: 2,134 (Double Occupancy)
Total Staff: 930 Registry: Registry: The Bahamas



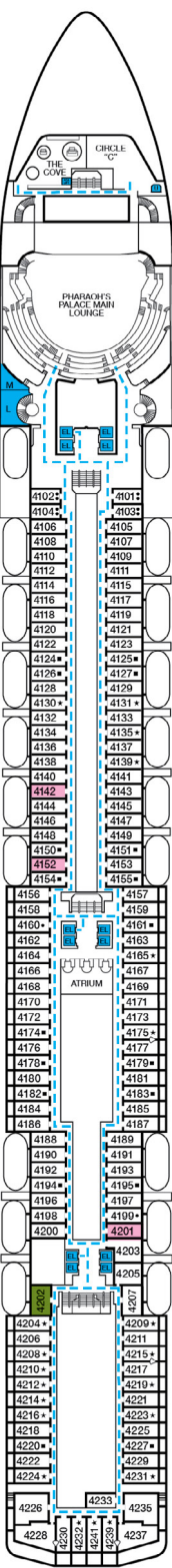
Riviera • Deck 1



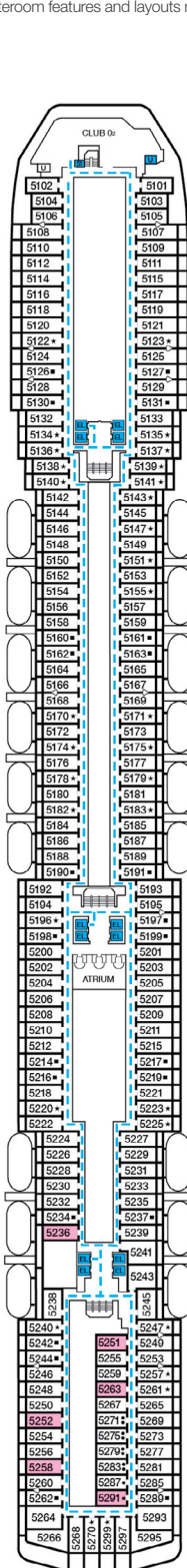
Promenade • Deck 2



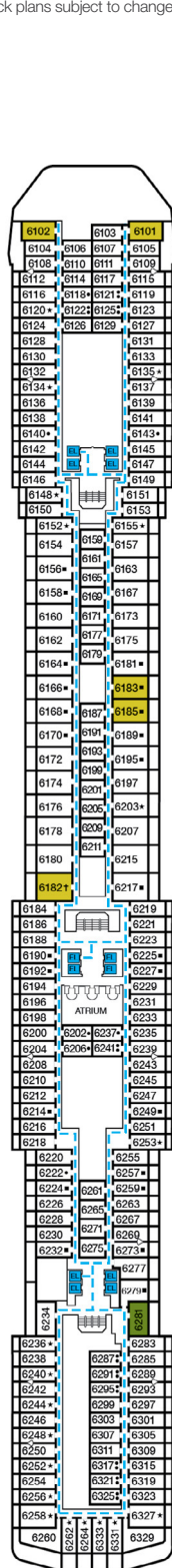
Atlantic • Deck 3



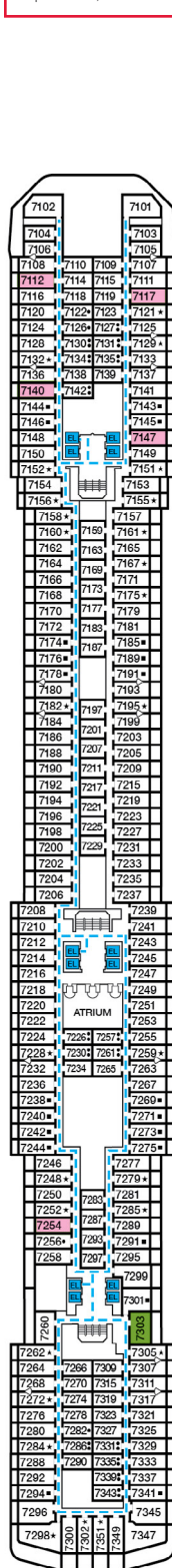
Main • Deck 4



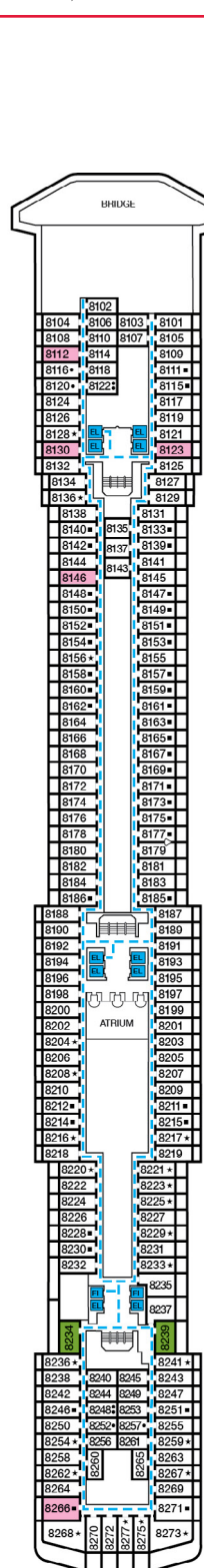
Upper • Deck 5



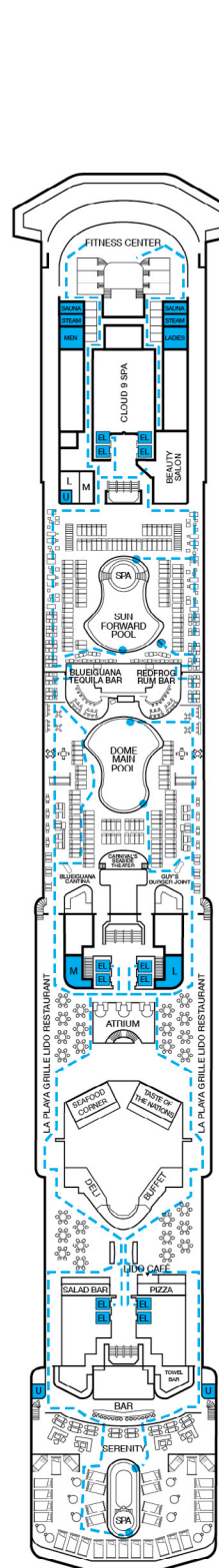
Empress • Deck 6



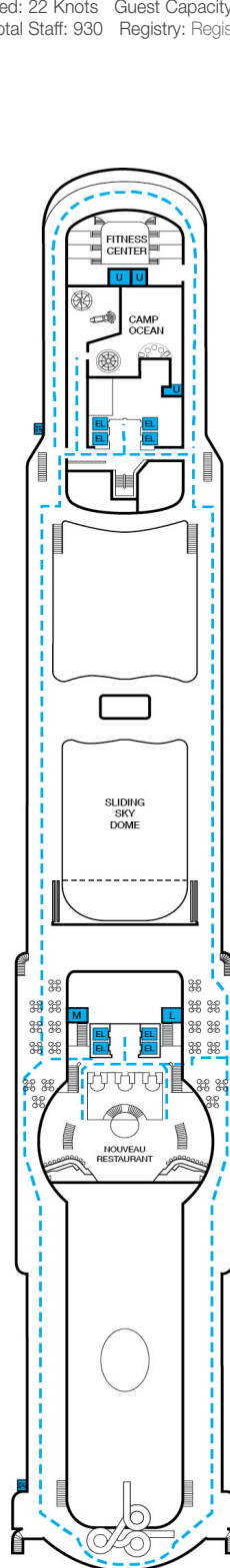
Verandah • Deck 7



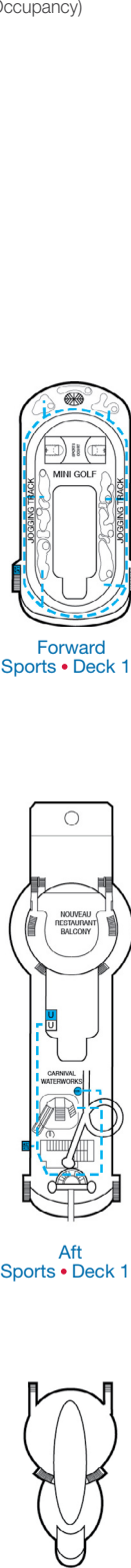
Panorama • Deck 8



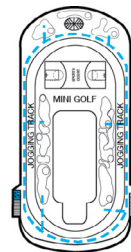
Lido • Deck 9



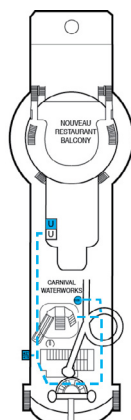
Sun • Deck 10



Sky • Deck 12



Forward Sports • Deck 11



Aft Sports • Deck 11

