



ACCOMMODATIONS SYMBOL LEGEND

- ★ 2 Twin Beds (convert to King) and Single Sofa Bed
- 2 Twin Beds (convert to King) and 1 Upper Pullman
- 2 Twin Beds (convert to King) and 2 Upper Pullmans
- † 2 Twin Beds (convert to King) and Double Sofa Bed
- 2 Twin Beds (convert to King), Single Sofa Bed and 1 Upper Pullman

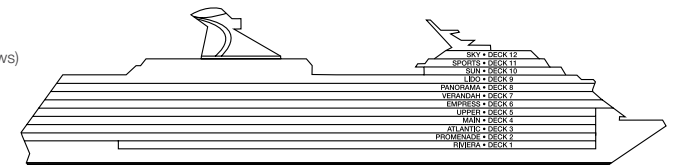
- ◁ Interconnecting staterooms (ideal for families and groups of friends)
- U Unisex Wheelchair Accessible Restroom
- Ⓜ All accommodations are non-smoking.

Stateroom features and layouts may vary. Deck plan is subject to change.


Accessible staterooms are available for guests with disabilities. For details, please contact: **For US guests:** Call Guest Access Services at 1-800-438-6744 ext. 70025, or visit <https://www.carnival.com/about-carnival/special-needs>  
**For Australia and New Zealand guests:** Call the Carnival Reservations Department, Guest Services: Australia 13 31 94; New Zealand 0800 442 095.

CATEGORIES

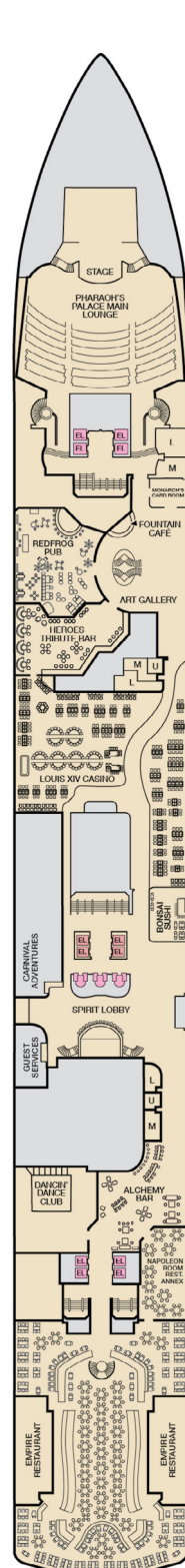
- 4A 4B 4C 4D 4E Interior
- 4K Interior with Window (obstructed views)
- 6A Ocean View
- 7A Balcony (obstructed views)
- 8A 8B 8C 8D 8E 8F Balcony
- 8J 8K Extended Balcony
- 8M 8N Aft-View Extended Balcony
- 9A Premium Balcony (obstructed views)
- 9B Premium Balcony
- JS Junior Suite
- OS Ocean Suite
- VS Vista Suite
- GS Grand Suite



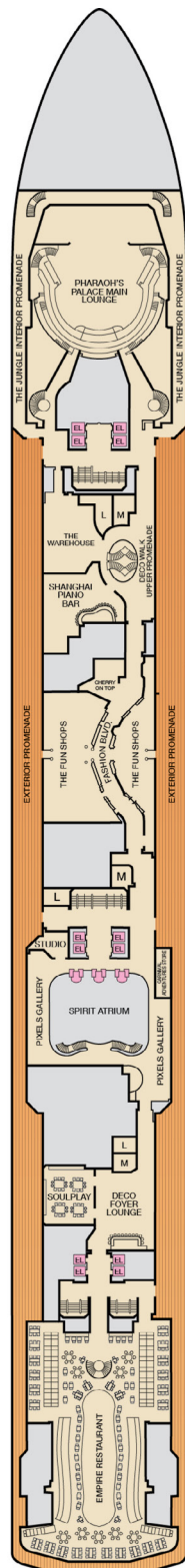
Gross Tonnage: 88,500 Length: 963 feet Beam: 106 feet  
 Cruising Speed: 22 Knots Guest Capacity: 2,134 (Double Occupancy)  
 Total Staff: 930 Registry: The Bahamas



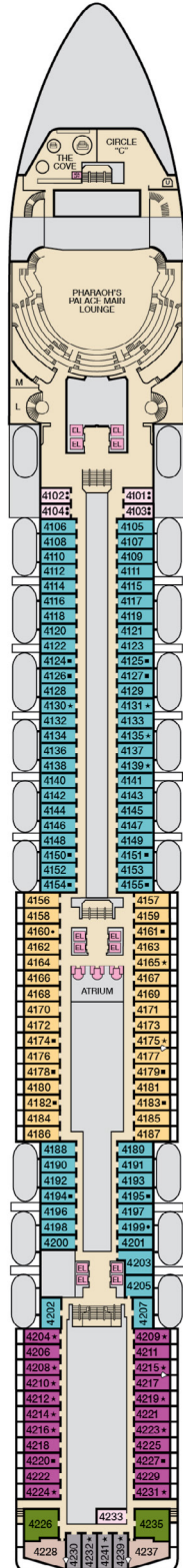
Riviera • Deck 1



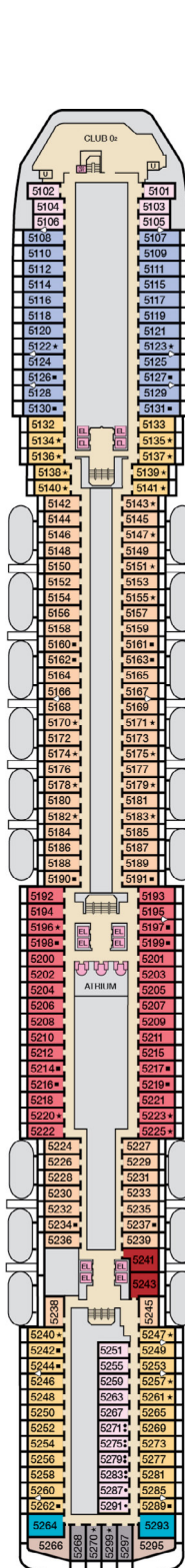
Promenade • Deck 2



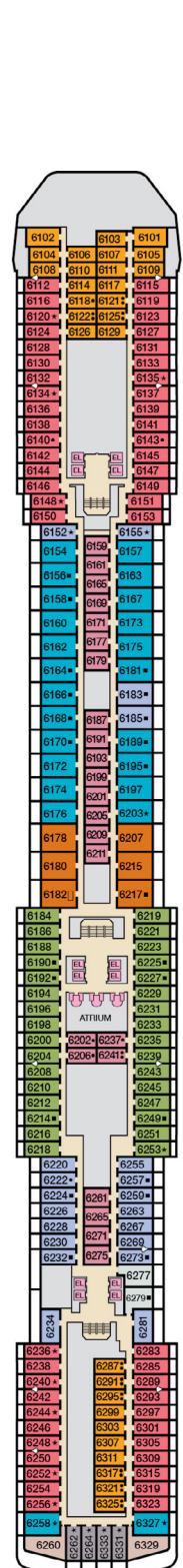
Atlantic • Deck 3



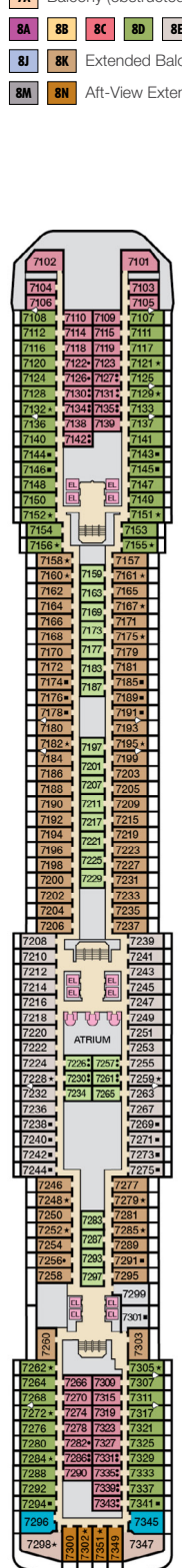
Main • Deck 4



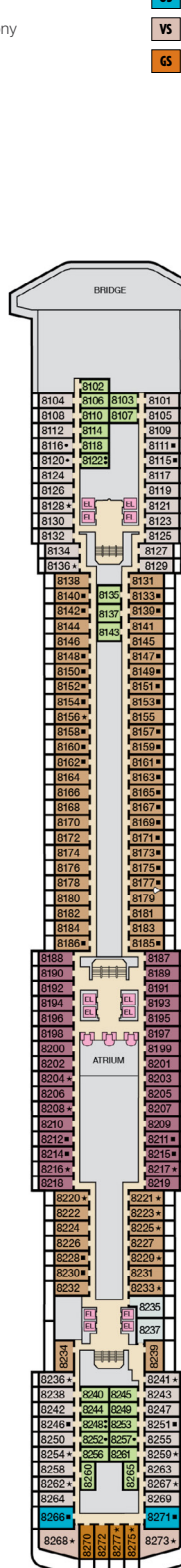
Upper • Deck 5



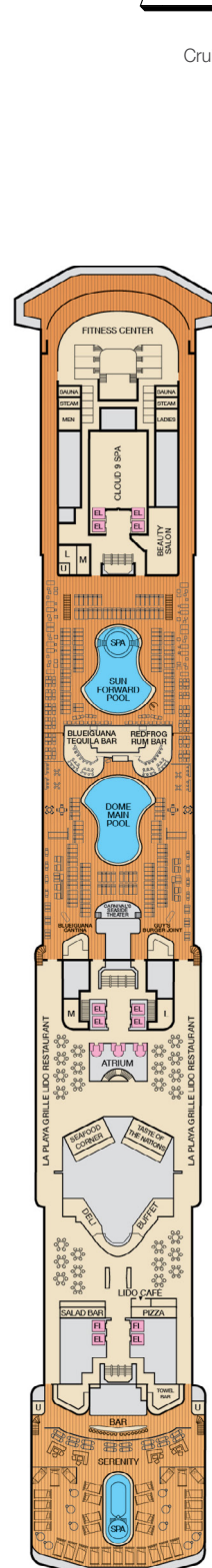
Empress • Deck 6



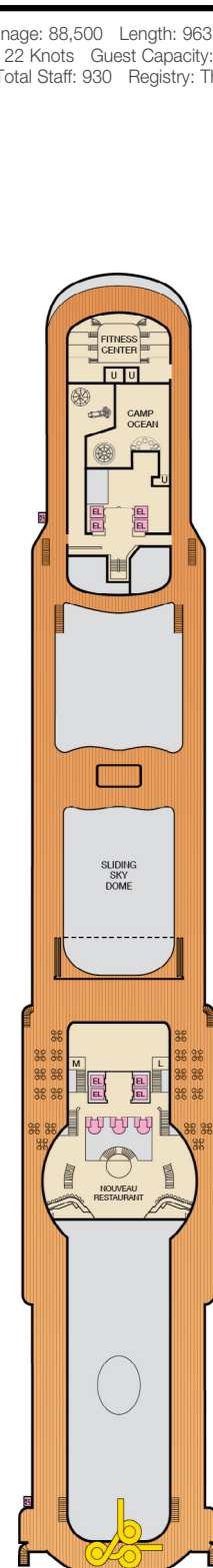
Verandah • Deck 7



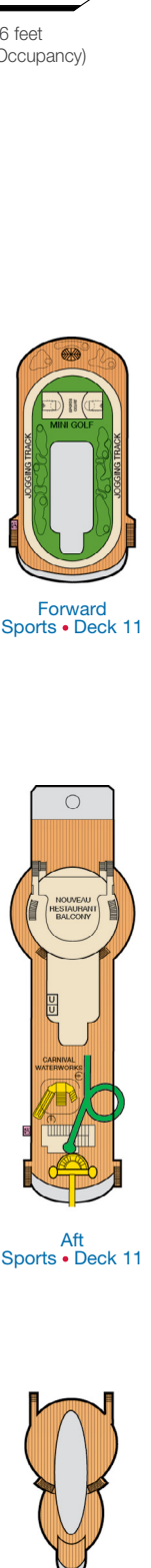
Panorama • Deck 8



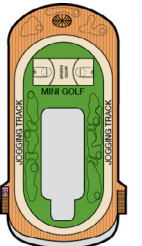
Lido • Deck 9



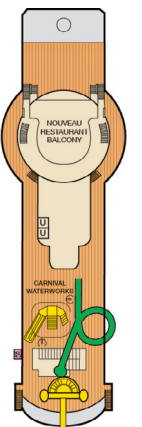
Sun • Deck 10



Sky • Deck 12



Forward Sports • Deck 11



Aft Sports • Deck 11

# CARNIVAL SPIRIT.

## ACCOMMODATIONS SYMBOL LEGEND

- ★ 2 Twin Beds (convert to King) and Single Sofa Bed
- 2 Twin Beds (convert to King) and 1 Upper Pullman
- ◐ 2 Twin Beds (convert to King) and 2 Upper Pullmans
- ◑ 2 Twin Beds (convert to King), Single Sofa Bed and 1 Upper Pullman
- † 2 Twin Beds (convert to King) and Double Sofa Bed

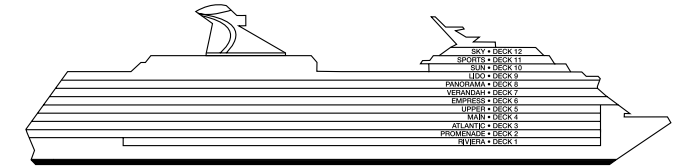
- ↔ Connecting staterooms (ideal for families and groups of friends)
- ♿ Unisex Wheelchair Accessible Restroom
- 🚭 All accommodations are non-smoking.

- Accessible Routes including Ramps
- Restrooms, Elevators, Lifts and other Accessible Areas
- Fully Accessible Staterooms (FAC)
- Fully Accessible Staterooms – Single Side Approach (FAC-SSA)
- Ambulatory Accessible Staterooms (AAC)

Stateroom features and layouts may vary. Deck plans subject to change.

## DECK PLANS

For specific ship accessibility features, please contact:  
**For US guests:** Call Guest Access Services at 1-800-438-6744 ext. 70025, or visit <https://www.carnival.com/about-carnival/special-needs>  
**For Australia and New Zealand guests:** Call the Carnival Reservations Department, Guest Services: Australia 13 31 94; New Zealand 0800 442 095.



Gross Tonnage: 88,500 Length: 963 feet Beam: 106 feet  
 Cruising Speed: 22 Knots Guest Capacity: 2,134 (Double Occupancy)  
 Total Staff: 930 Registry: The Bahamas

